



Technical Dealer Portal for Charging Partners

Munich, 10.02.2020

What is the Technical Dealer Portal?



The Webasto Dealer Portal is home to product information and operating instructions



Selected online trainings and videos are also available



The portal is constantly updated with the most current documentation and important product notifications

Registration

<https://dealers.webasto.com/>



Welcome to the Webasto Dealer Portal. The website is for all authorized dealers of Webasto Thermo & Comfort SE, active on different market segments with a wide range of products.

The main market segments are: car, bus, truck, camping, marine, defense, and rail. The main products are: Heating Systems (Air Heating and Water Heating), Sunroofs and Air-conditioning Systems and transport refrigeration.

On these sites you can find different kind of information like: a Showroom, Application Data, Latest News, Technical Documentation, Training Material and Inter-company Procedures. The information is divided by market segment, product line and product.

These sites are partly password protected. Please login if you would like to visit the protected area.

Please register on-line for an account if you do not have a password yet.

Please send a request for a new password, if you would like to change your password or forgot your password.

English Login Register here

Language Choice

Click Here

Creation of a new account 1/2

Request new account

To request a new account please complete the form and press submit.

Webasto customer number	<input type="text"/>
E-mail address	<input type="text"/>
Full name (first and last)	<input type="text"/>
Company name	<input type="text"/>
Company address	<input type="text"/>
Company zip code	<input type="text"/>
Company city	<input type="text"/>
Company country	<input type="text" value="Please select..."/>
Company email address	<input type="text"/>
International phone number (ex. +31 (0)201234567)	<input type="text"/>
Password (fill in 2 times)	<input type="text"/> <input type="text"/>
The language you require (this can be unavailable at the moment)	<input type="text" value="Please select..."/>
Department (Webasto employees only)	<input type="text"/>




Creation of a new account 2/2

Mailing of new documents Daily Weekly

Company branche(s)

- Agricultural Vehicles
- Bus
- Camping
- Car
- Charging
- Construction Vehicles
- Defence
- Industrial Equipment
- Light Commercial Vehicles
- Marine
- Off-Highway
- Rail
- Special Markets
- Truck

Agreement I have read and accept the [Privacy Policy](#)



Type the code from the image

Your request will be forwarded

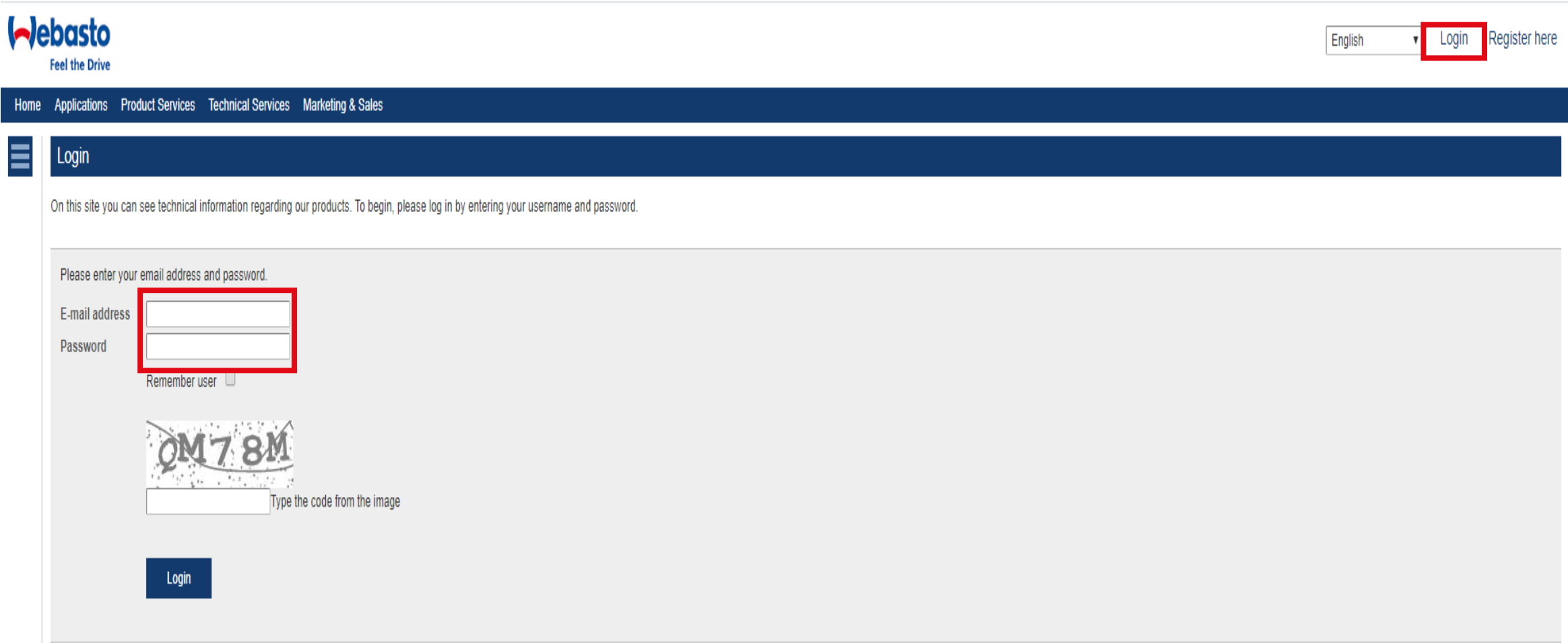
Requests are normally resolved inside of two working days.

If you do not receive feedback, you may find your local contact partner here:

<https://dealers.webasto.com/Pages/Info/CompanyOverview.aspx>

Login

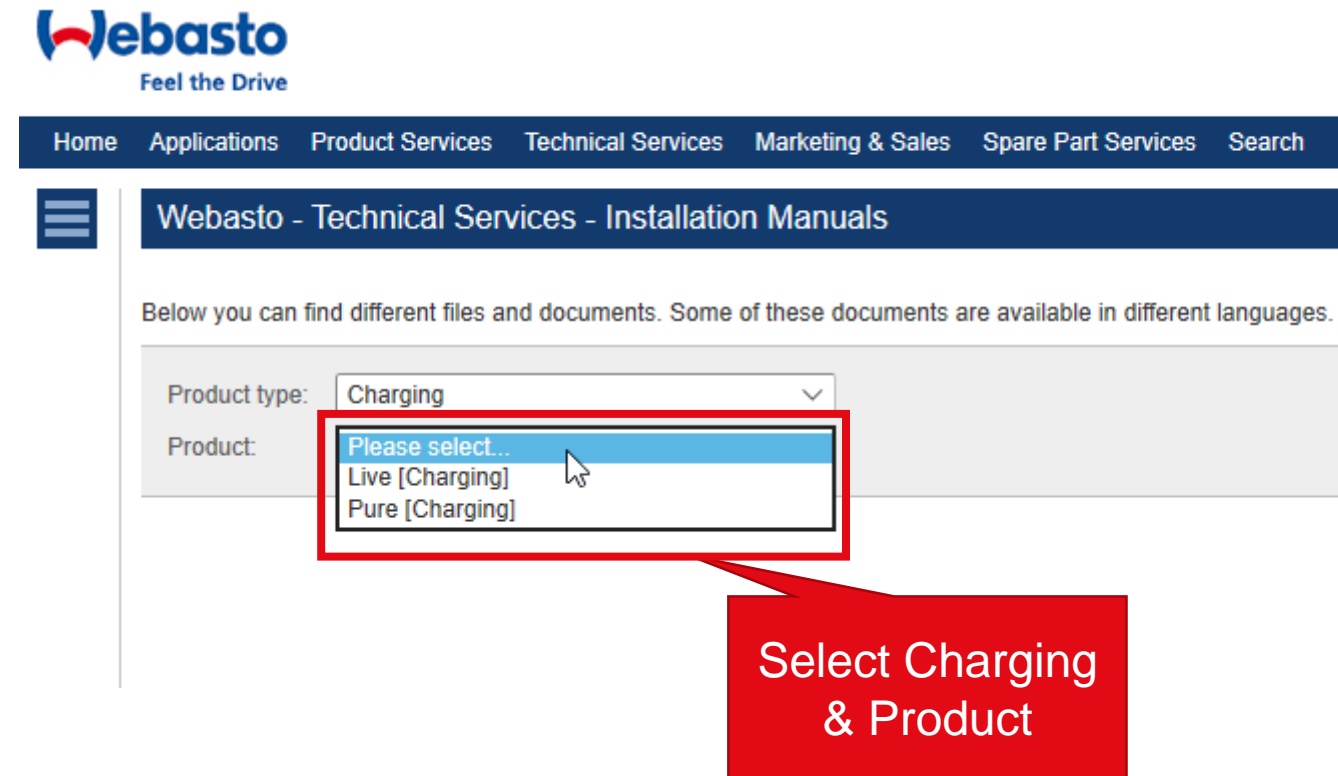
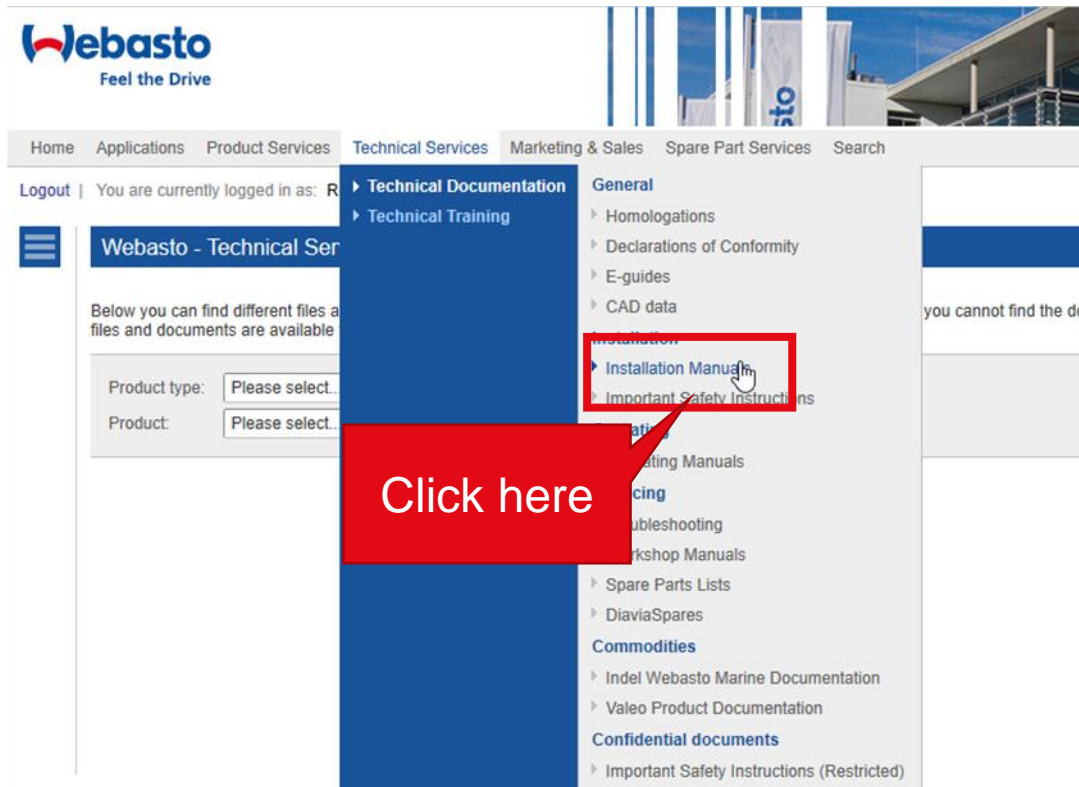
After receiving confirmation, please go back to <https://dealers.webasto.com/> and log in



The screenshot shows the Webasto Dealer Portal login page. At the top left is the Webasto logo with the tagline "Feel the Drive". At the top right, there is a language dropdown menu set to "English", a "Login" button highlighted with a red box, and a "Register here" link. Below the logo is a dark blue navigation bar with links for "Home", "Applications", "Product Services", "Technical Services", and "Marketing & Sales". A hamburger menu icon is on the left side of the page. The main content area has a dark blue header with the word "Login" and a text prompt: "On this site you can see technical information regarding our products. To begin, please log in by entering your username and password." Below this is a light gray login form. The form contains the instruction "Please enter your email address and password." followed by two input fields: "E-mail address" and "Password", both of which are highlighted with a red box. Below the password field is a "Remember user" checkbox. A CAPTCHA image showing the code "QM78M" is displayed, with a corresponding input field and the text "Type the code from the image". At the bottom of the form is a dark blue "Login" button.

Documentation


Operating manuals and installation instructions can be found here among other things



Online Trainings

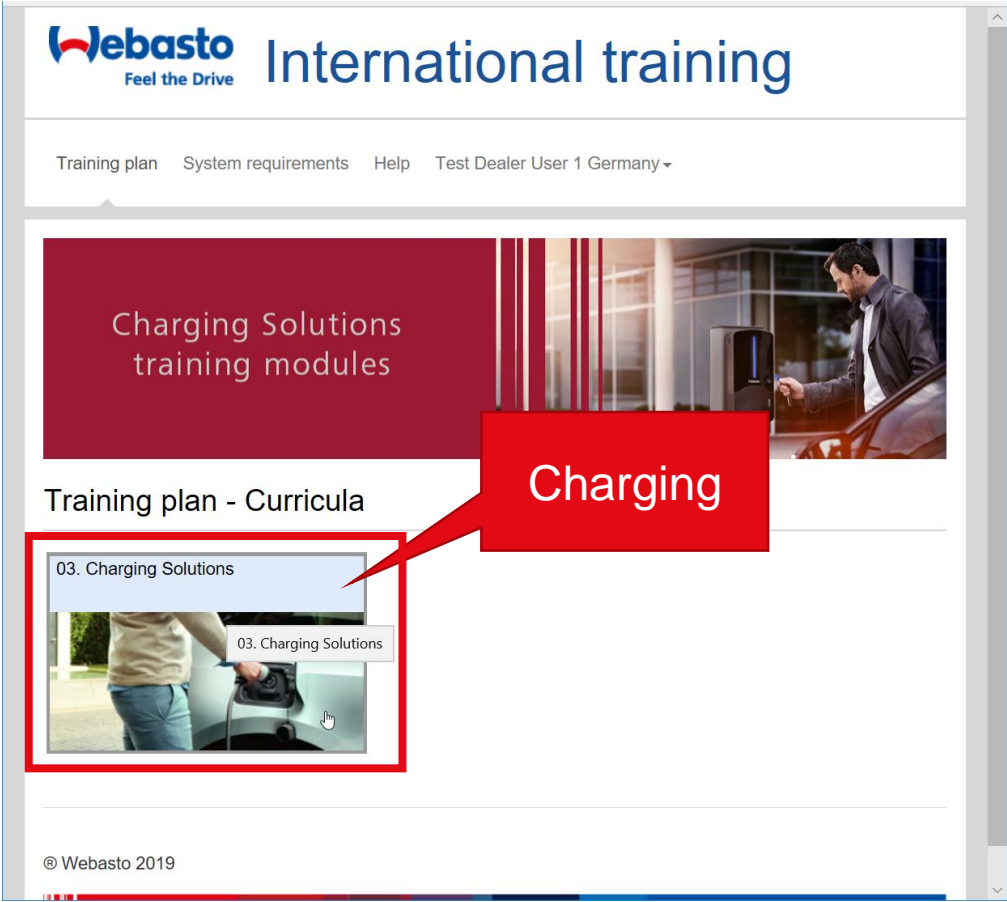
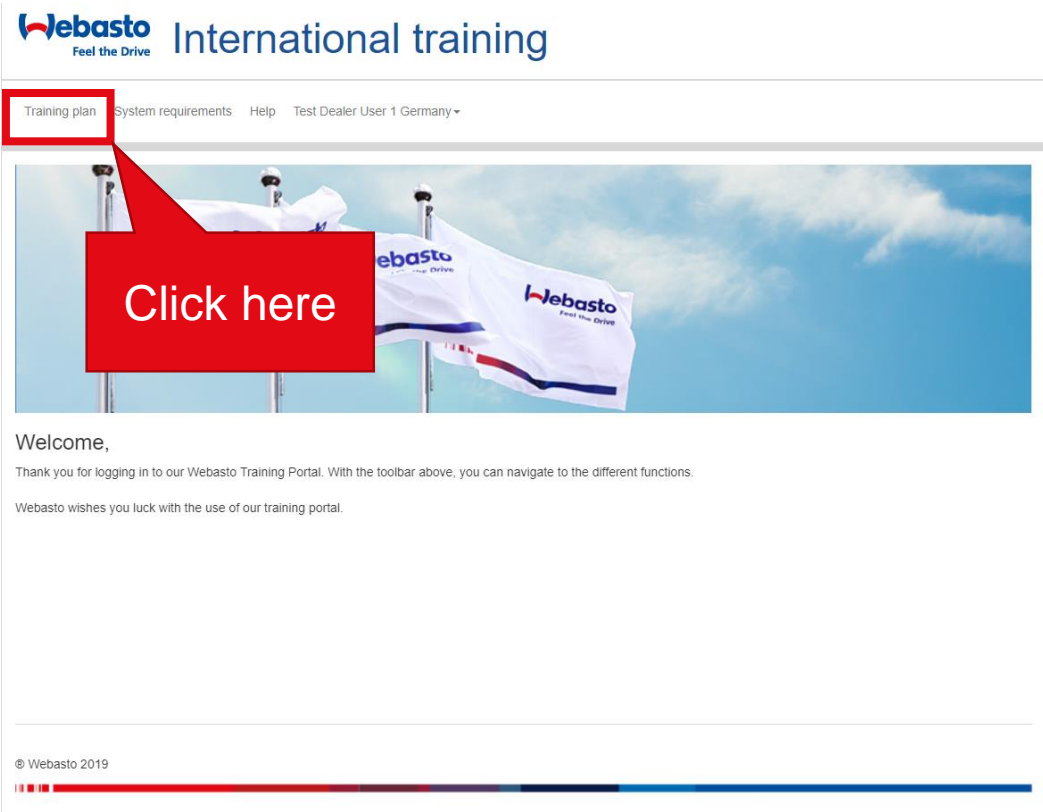
To access the trainings, click „On-Line Training“ and a new window/tab will be opened

At the bottom of the home page there is also a link "Online Training"



Online Trainings

Select „Training Plan“ then „Charging Solutions“











Online Trainings

Webasto Feel the Drive International training

Training plan System requirements Help Test Dealer User 1 Germany ▾

Training plan - Curricula - 03. Charging Solutions

Basic battery technology  English ▾ Code: 330267	Basic electronics  Chinese_simplified ▾ Code: 330108	Charging system  English ▾ Code: 330268	Configuration of a Webasto Live charging station  English ▾ Code: 330953
Hybrid cars  Chinese_simplified ▾ Code: 330136	Installation of a Webasto Live charging station  English ▾ Code: 330952	Installation of a Webasto Pure charging station  English ▾ Code: 330952	Introduction into charging  English ▾ Code: 330948

e.g. Installation

Available trainings are listed along with language choices

Online Training

The selected training will open in a new window

Webasto Feel the Drive International training

Opleidingsplan Systeemvereisten Administratie Help

Installation of a Webasto Live charging station

← Terug

Index	Les	Status	Score	
	Installation of a Webasto Live charging station	incomplete		Start

To start...

Webasto Installation Webasto Live charging station

Be aware, only installers who meet the requirements of local electrical installation regulations are allowed to install this product.

In the top right corner are buttons to either proceed, go back or get additional information.

Click on the blue arrow to proceed

Online Training

The training can be interrupted and some contain a test at the end

Webasto Results

Your Score: 100% (50 points)
Passing Score: 80% (40 points)

Result
Good job! You passed the test.

Restart course Review Quiz Close course

Installation of a Webasto Pure charging station

Pure

English Code: 330951

Completed Trainings
turn green



Questions?

You may find your local contact partner here:

<https://dealers.webasto.com/Pages/Info/CompanyOverview.aspx>